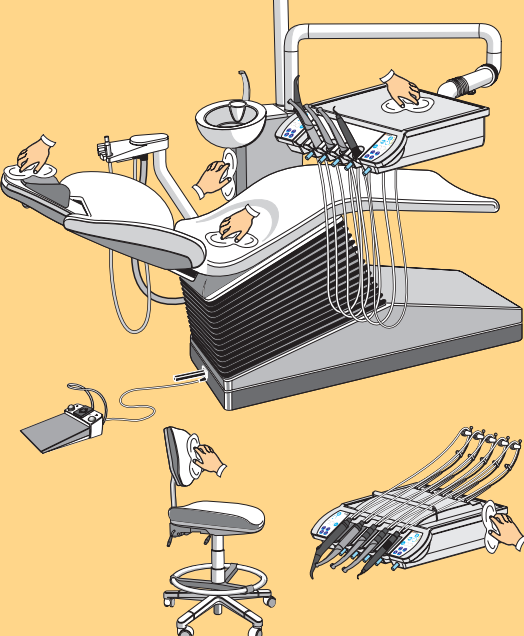


Care and Cleaning Plan for C8+ - Treatment centers

A continuously updated list of approved care, cleaning and disinfecting agents can be downloaded from the Sirona internet website under REF 59 70 905: ⇒ www.sirona.com

After each patient



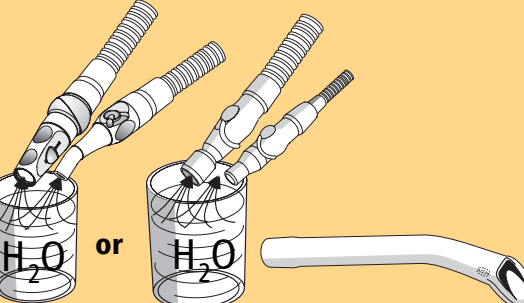
Disinfect and clean surfaces and upholstery

⚠ ATTENTION
Use only cleaning and disinfecting agents approved by Sirona!

Clean the cuspidor

⚠ ATTENTION
Use only cleaning and disinfecting agents approved by Sirona!

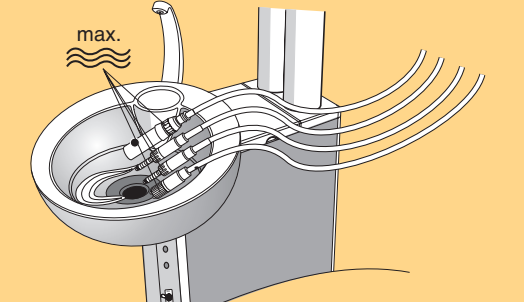
Do not use any household or abrasive cleaners!



Aspirate a large glass of cold water particularly:

- after interventions during which the patient loses blood
- after using H₂O₂
- and at least every 60 min. during prolonged treatments

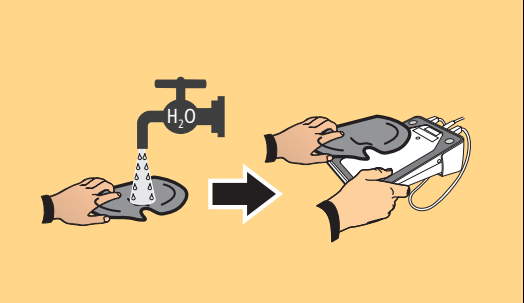
To prevent reflux, use the Sirona cannula with by-pass opening (REF 59 29 229)




Purge function

Rinse the water paths of the dentist element instruments that were used.

Daily

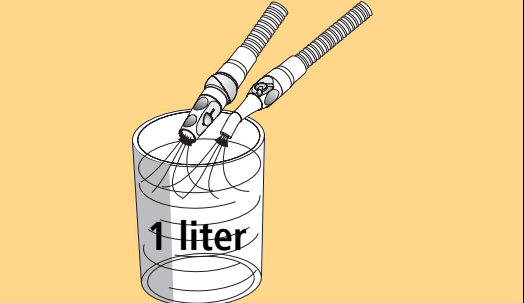


Clean the foot switch



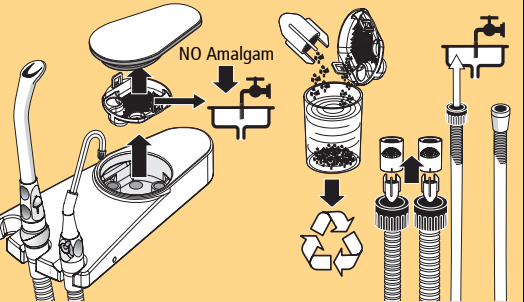
Remove the gold trap and clean it

Collect amalgam residues in a closed container with water.
CAUTION! Do not empty amalgam residues into the cuspidor.
Pour 1 liter of water into the cuspidor to rinse it.



Aspirate a disinfecting agent

⚠ ATTENTION
Use only cleaning and disinfecting agents approved by Sirona!

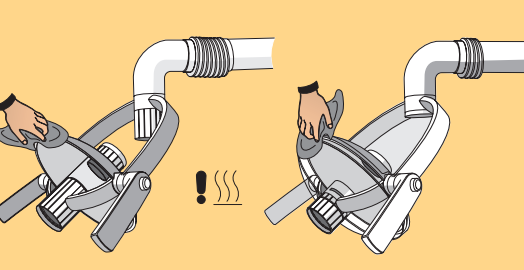


Clean the filter

Collect amalgam residues in a closed container with water.

⚠ ATTENTION
Do not empty amalgam residues into the cuspidor.


Weekly



Clean the reflector of the operation light

⚠ ATTENTION
Clean only with 70% alcohol!

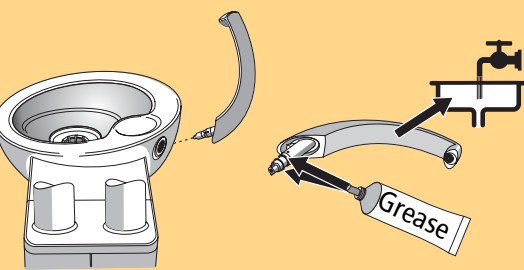
CAUTION! The reflector must be cold.



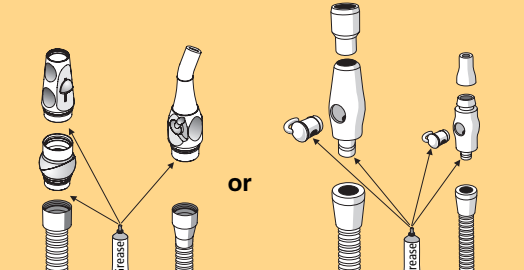
Care for and clean upholstery

⚠ ATTENTION
Use only cleaning and disinfecting agents approved by Sirona!

Please follow the operating instructions of the care agent precisely.
Colorado+ REF 60 77 429 (6x100 sheets)



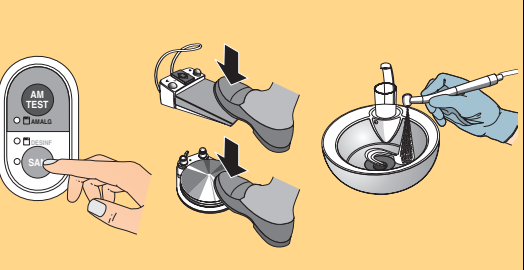
Pull off and clean tumbler inlet or, where applicable, hydrocolloid adapter and grease O-rings



Separate suction handpieces at joint; clean and grease points of separation

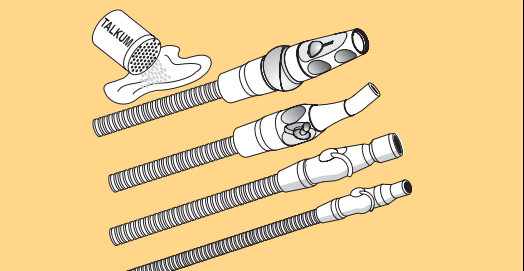
⚠ ATTENTION
Use only agents approved by Sirona!

Monthly or as required



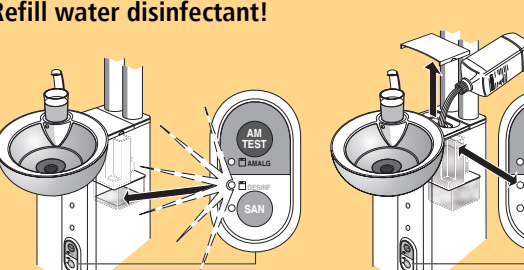
Sanitation

For reduction of the biofilm within the fresh water carrying systems of the treatment center



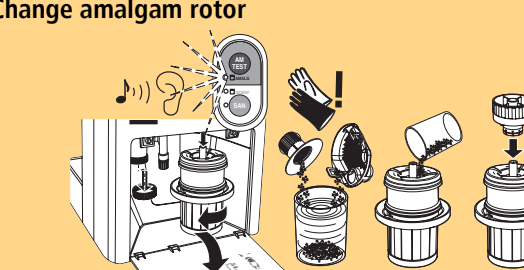
Suction hoses

If the surfaces of the hoses have become sticky from disinfectants, clean them with a commercially available dishwashing liquid and then powder them with a light coat of talcum, if necessary.



Refill water disinfectant!

DENTOSEPT P, 6x1 liter: REF 33 18 156
in Canada/Japan/USA: DENTOSEPT P, 6x1 liter: REF 59 69 535



Change amalgam rotor

at least 1x annually

For details, please refer to the corresponding documents "Care and cleaning instructions for the practice team".
The national requirements and recommendations for hygiene and disinfection must be observed (e.g. RKI, ADA, CDC, etc).